

IES Indoor Report

Photometric Filename:6W LED Downlight 3000K.IES

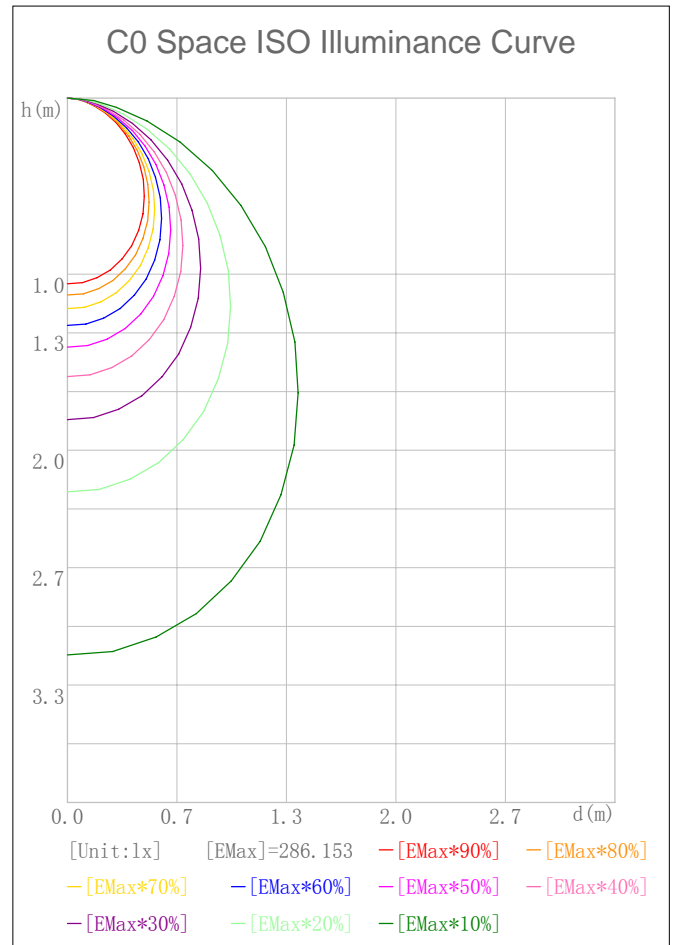
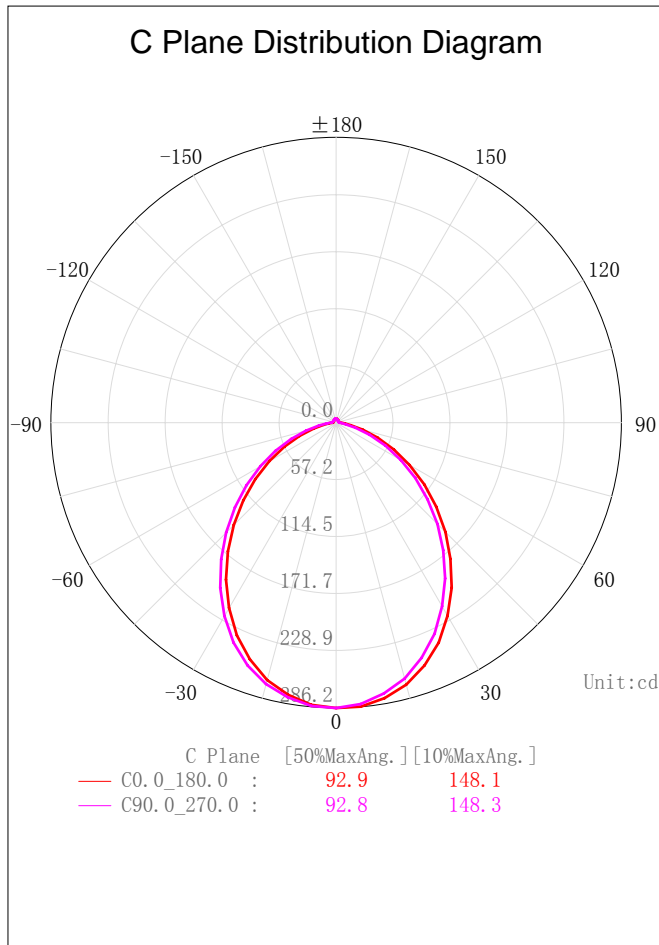
Indoor Luminaire Photometric Data

Description Information

Luminaire Name: 6W LED Downlight 3000K		Lum. Catalog:	Test ID: 01
Lamp Name:		Lamp Catalog: 灯具	Test Date: 2017/02/16
Manufacture: 诺明光电		Shld. Ang(°):	Test Machine:GON-2000
Test Lab: 诺明实验室		Frequency (Hz):	Lamp CCT(K): Ra:
Lum. Size (W*L*H): 0.000m*0.000m*0.000m		Lum. Area (m2): 0.000	Lum. W (kg): 0.000
Test System: C, γ	Test Step: C=90.0 γ =5.0	Temp. (°C): 25	Humidity(%): 50.0

Character Parameter

Lamp Speciality Parameter		Luminaire Speciality Parameter	
Rated Flux(lm): 650.000	Luminaire Flux(lm): 660.537	Field Angle(10%Imax): 148.1(°)	
Rated Power(W):	Luminaire Efficiency: 101.62%	Down Lumens&Percent: 641.269lm 97.08%	
Rated Voltage(V):	Luminaire EER(lm/W): 86.959	Up Lumens&Percent: 19.268lm 2.92%	
Tested Power(W): 7.596	Max. Candela(cd): 286.153	S/MH: C0_a180=1.150 C90_270=1.147	
Lamps' Inside: 1	Max Cand@Ang. (°): C=0.0 γ =0.0	CIE Type: Semi-Direct	
Tested Electrics (V, A, pf): 220.0, 0.037, 0.933	Beam Angle(50%Imax): 92.9(°)	ErP ϕ use(120°): 538.419lm	
Lamp Size (W*L*H): 0.000m*0.000m*0.000m	Left=-45.4°, Right=47.5°	IRF(%): 125.181	



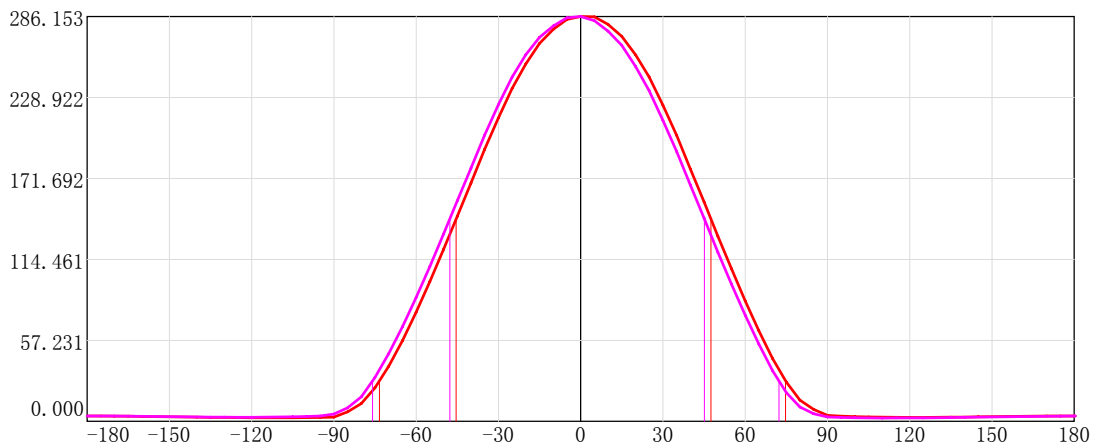
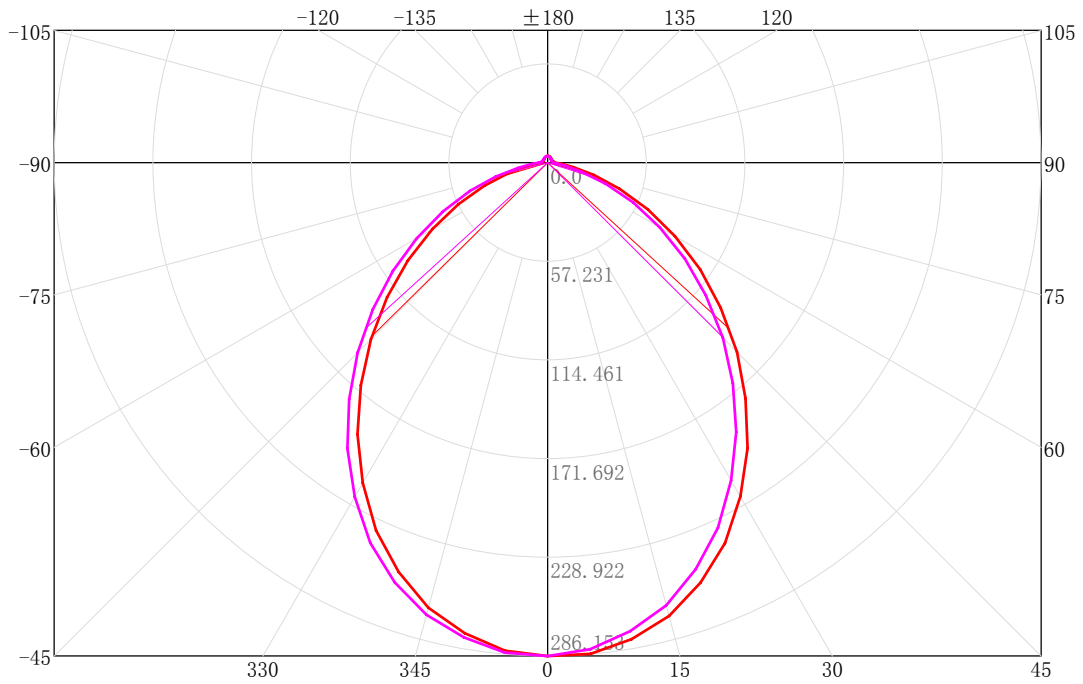
IES Indoor Report

Photometric Filename:6W LED Downlight 3000K.IES

2D Plane Light Intensity Distribution Curve

Lum. Name: 6W LED Downlight 3000K	Lum. Catalog:	Test ID: 01
Lamp Name:	Lamp Catalog: 灯具	Test Lab: 诺明实验室
Manufacture: 诺明光电	Test Machine: GON-2000	Test Date: 2017/02/16

C Plane Distribution Diagram



C Plane [50%MaxAng.] [10%MaxAng.]
— C0.0_180.0 : 92.9 148.1
— C90.0_270.0 : 92.8 148.3

Unit:cd

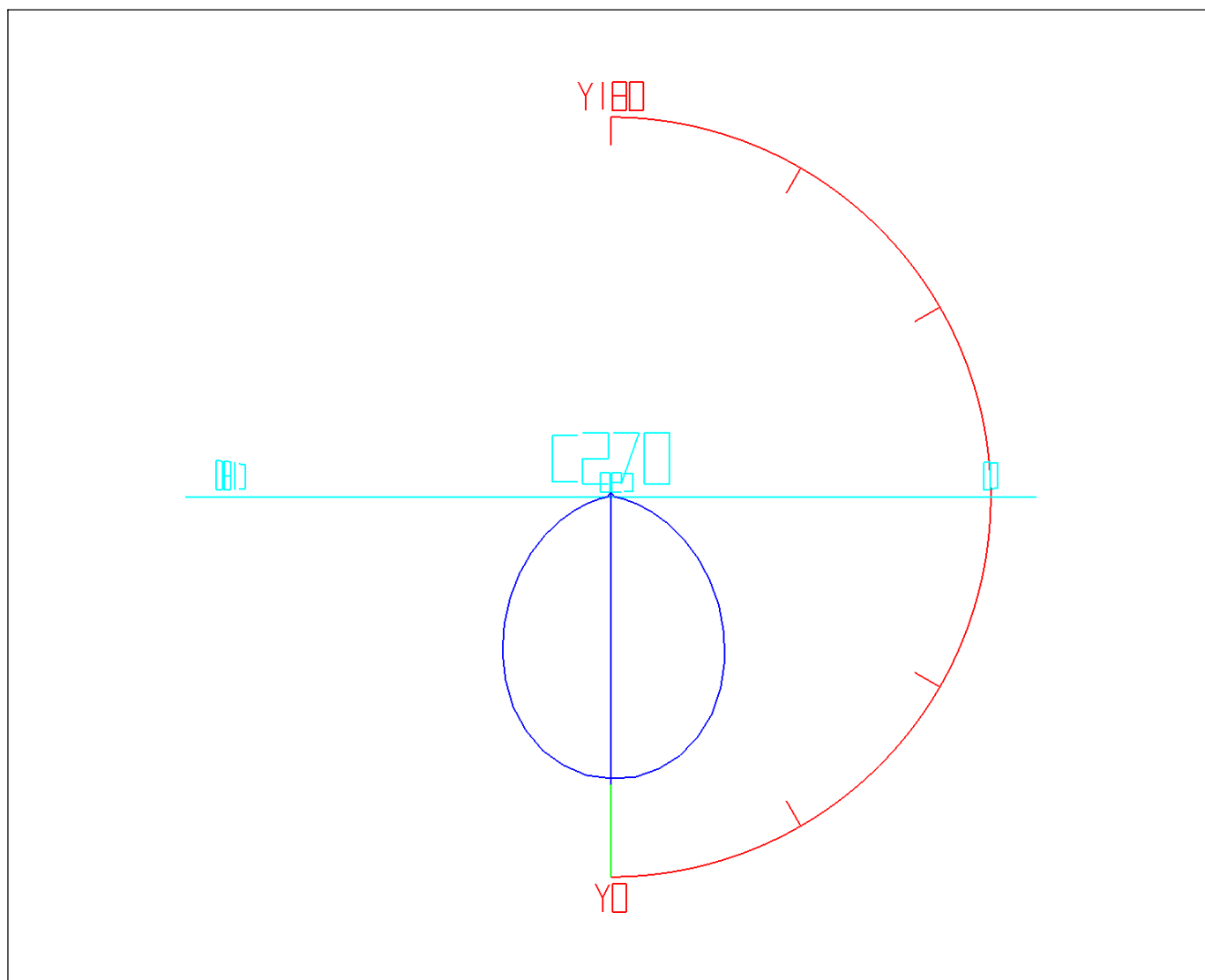
IES Indoor Report

Photometric Filename:6W LED Downlight 3000K.IES

3D Light Intensity Distribution Modal

Lum. Name: 6W LED Downlight 3000K	Lum. Catalog: 灯具	Test ID: 01
Lamp Name:	Lamp Catalog: 灯具	Test Lab: 诺明实验室
Manufacture: 诺明光电	Test Machine:GON-2000	Test Date: 2017/02/16

3D Light Intensity Distribution Modal



Curves: 3D Model — 3D Model — Fixture — Fixture — Vert. HUD — Vert. HUD — Hori. HUD — Hori. HUD —
View Angles: Orient:0 Tilt:0 Roll:0 Spin:0

IES Indoor Report

Photometric Filename:6W LED Downlight 3000K.IES

Zonal Flux Tabulation

Zone(γ)	Zone Flux (lm)	Sums Flux (lm)	Zone%Lamp	Sums%Lamp
0.0-5.0	6.82	6.82	1.05	1.05
5.0-10.0	20.14	26.96	3.10	4.15
10.0-15.0	32.47	59.43	5.00	9.14
15.0-20.0	43.23	102.66	6.65	15.79
20.0-25.0	51.85	154.51	7.98	23.77
25.0-30.0	57.90	212.41	8.91	32.68
30.0-35.0	61.18	273.59	9.41	42.09
35.0-40.0	61.76	335.35	9.50	51.59
40.0-45.0	59.85	395.20	9.21	60.80
45.0-50.0	55.78	450.98	8.58	69.38
50.0-55.0	49.90	500.88	7.68	77.06
55.0-60.0	42.68	543.56	6.57	83.62
60.0-65.0	34.52	578.08	5.31	88.93
65.0-70.0	25.97	604.05	4.00	92.93
70.0-75.0	17.66	621.71	2.72	95.65
75.0-80.0	10.59	632.30	1.63	97.28
80.0-85.0	5.82	638.12	0.90	98.17
85.0-90.0	3.15	641.27	0.48	98.66
90.0-95.0	1.98	643.25	0.30	98.96
95.0-100.0	1.73	644.98	0.27	99.23
100.0-105.0	1.59	646.58	0.25	99.47
105.0-110.0	1.49	648.06	0.23	99.70
110.0-115.0	1.40	649.46	0.22	99.92
115.0-120.0	1.33	650.79	0.20	100.12
120.0-125.0	1.27	652.07	0.20	100.32
125.0-130.0	1.22	653.29	0.19	100.51
130.0-135.0	1.17	654.46	0.18	100.69
135.0-140.0	1.11	655.56	0.17	100.86
140.0-145.0	1.04	656.60	0.16	101.02
145.0-150.0	0.95	657.56	0.15	101.16
150.0-155.0	0.85	658.41	0.13	101.29
155.0-160.0	0.73	659.14	0.11	101.41
160.0-165.0	0.59	659.73	0.09	101.50
165.0-170.0	0.44	660.17	0.07	101.57
170.0-175.0	0.27	660.45	0.04	101.61
175.0-180.0	0.09	660.54	0.01	101.62

IES Indoor Report

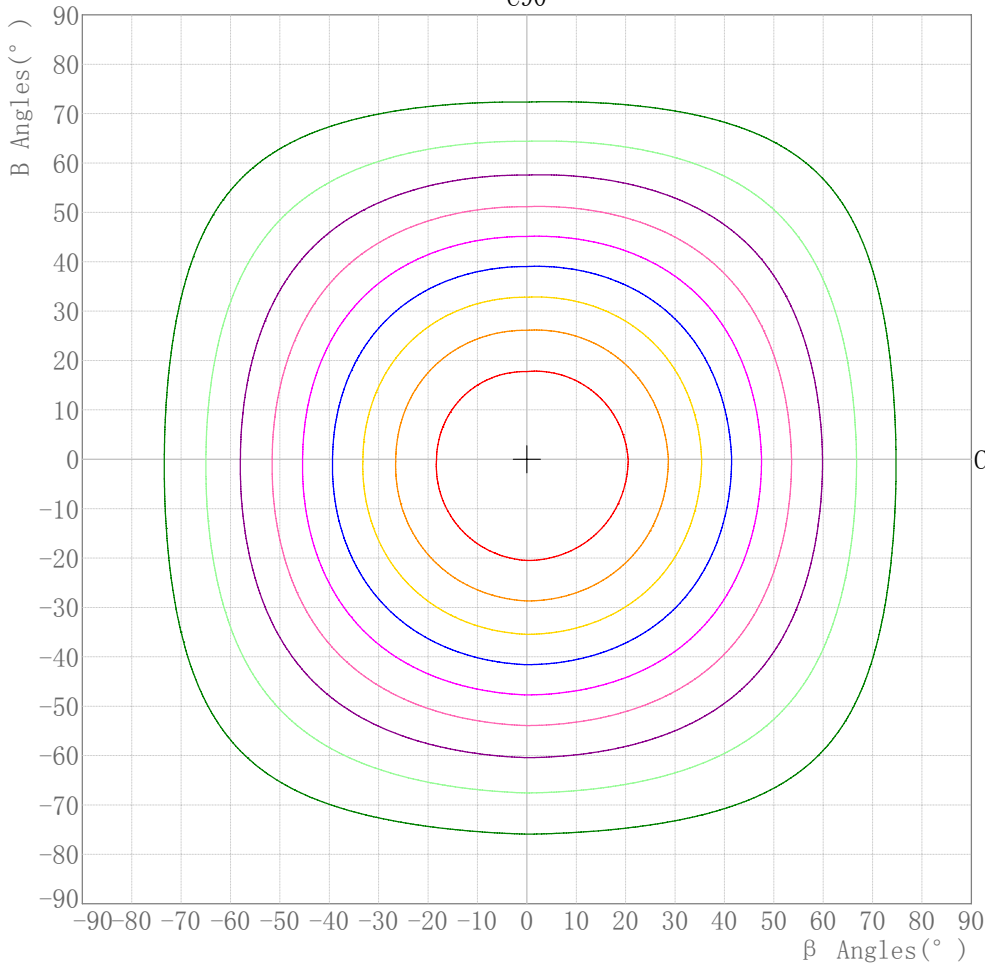
Photometric Filename:6W LED Downlight 3000K.IES

Rectangle ISO Lighting Intensity Diagram

Lum. Name: 6W LED Downlight 3000K	Lum. Catalog:	Test ID: 01
Lamp Name:	Lamp Catalog: 灯具	Test Lab: 诺明实验室
Manufacture: 诺明光电	Test Machine:GON-2000	Test Date: 2017/02/16

ISO Lighting Intensity Curve

C90



Maximum Light Intensity(cd): 286.15

Maximum Cand.@Angle: H=0.0°,V=0.0°

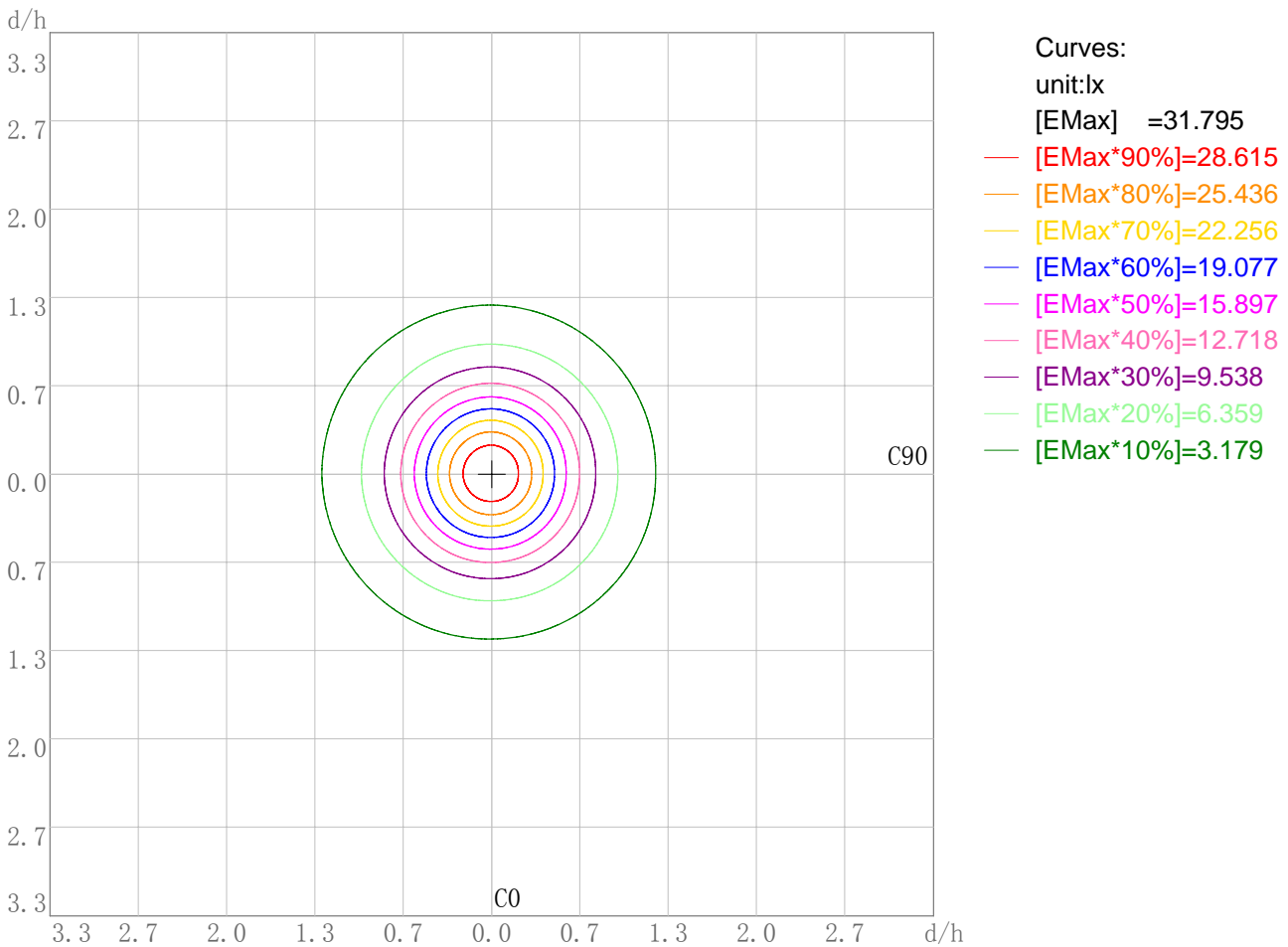
IES Indoor Report

Photometric Filename:6W LED Downlight 3000K.IES

Plane ISO-Illuminance Diagram

Lum. Name: 6W LED Downlight 3000K	Lum. Catalog:	Test ID: 01
Lamp Name:	Lamp Catalog: 灯具	Test Lab: 诺明实验室
Manufacture: 诺明光电	Test Machine:GON-2000	Test Date: 2017/02/16

Plane ISO-Illuminance Curve



Working Plane Luminaire Mounting Height(m): 3.00

Working Plane Maximum Illuminance(lx): 31.79

Working Plane Maximum Illuminance Position(d/h):H0.0 V0.0

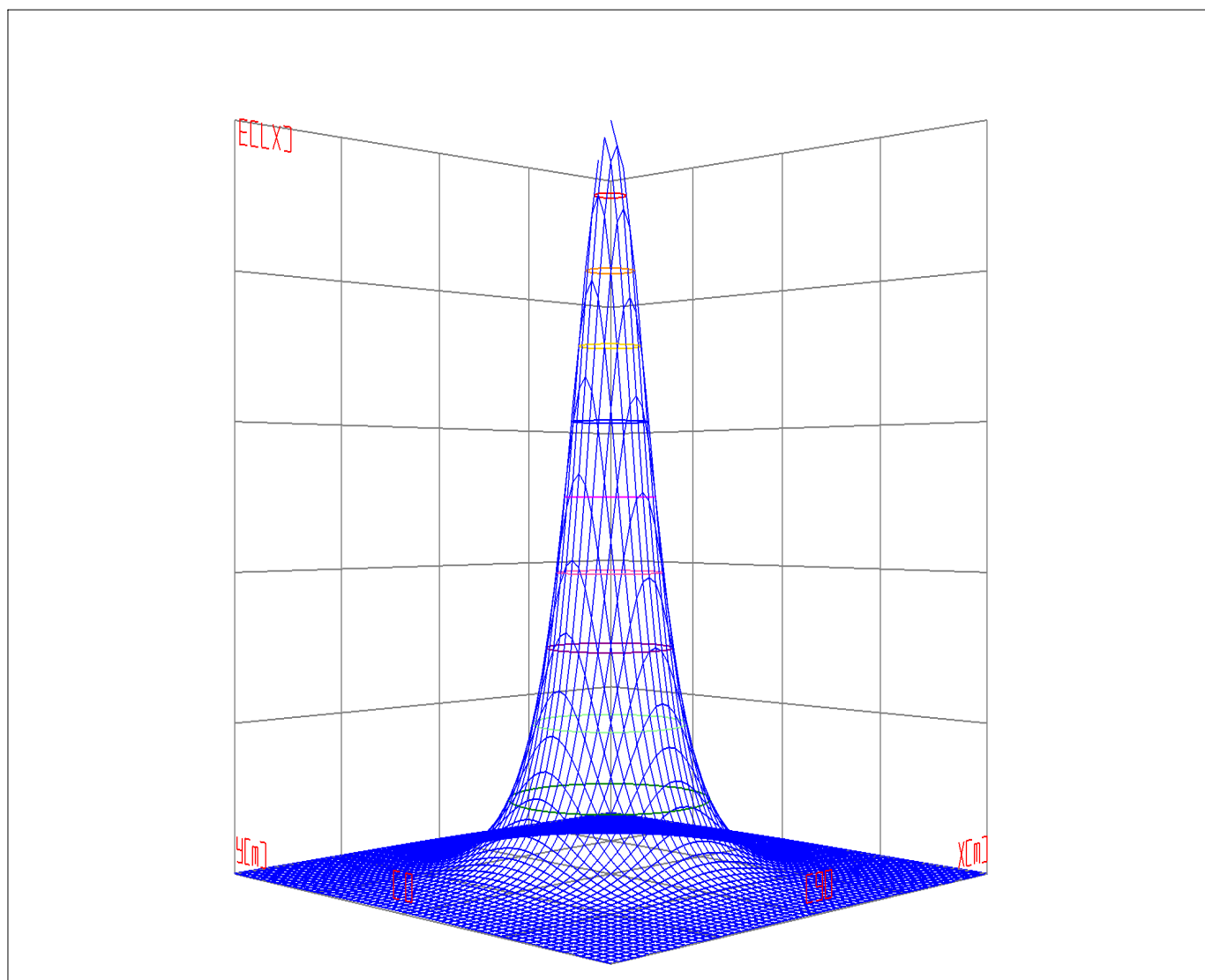
IES Indoor Report

Photometric Filename:6W LED Downlight 3000K.IES

3D Plane ISO Illuminance Diagram

Lum. Name: 6W LED Downlight 3000K	Lum. Catalog:	Test ID: 01
Lamp Name:	Lamp Catalog: 灯具	Test Lab: 诺明实验室
Manufacture: 诺明光电	Test Machine:GON-2000	Test Date: 2017/02/16

3D Plane Illuminance Modal

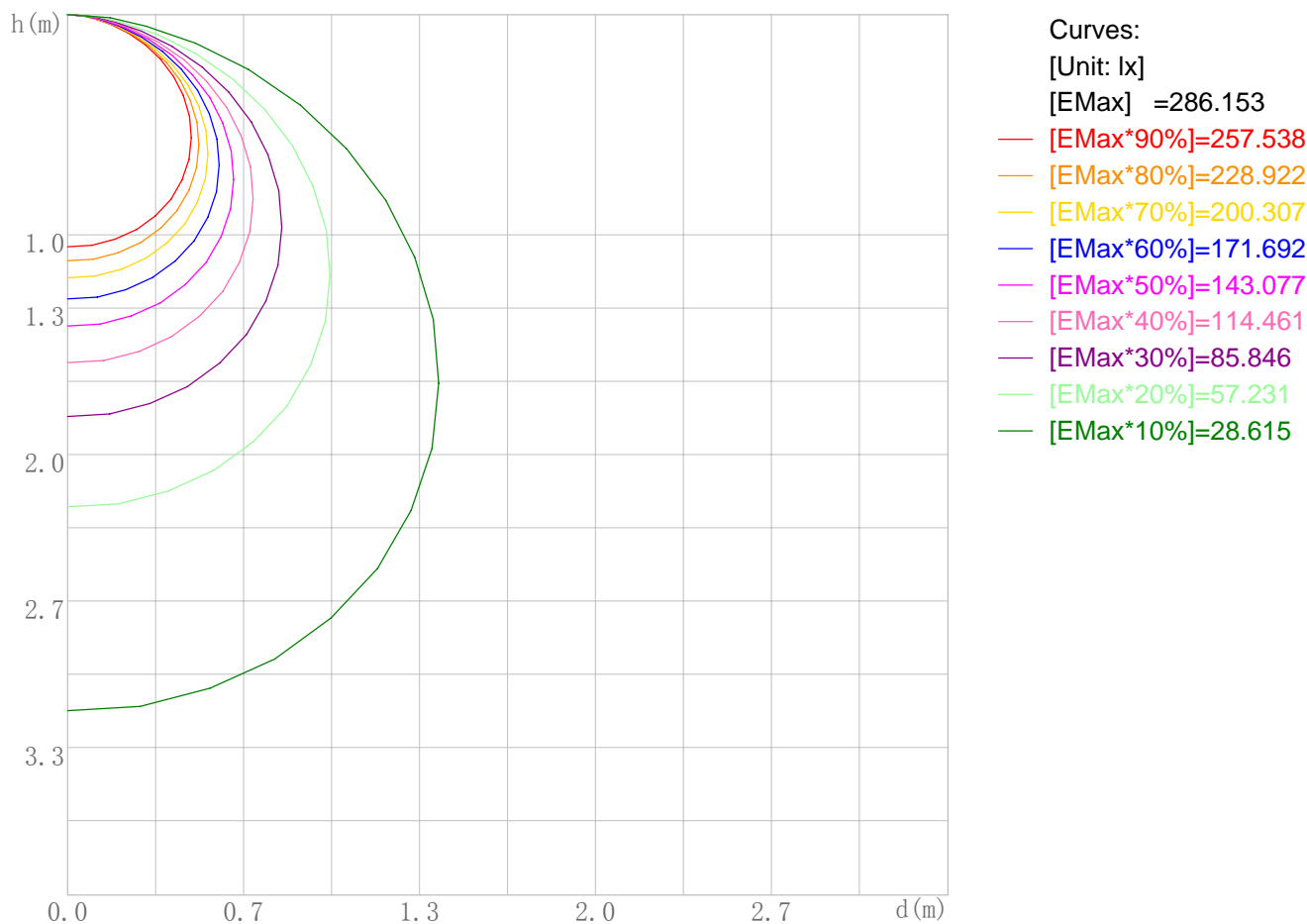


Curves: 3D Model — 90% — 80% — 70% — 60% — 50% — 40% — 30% — 20% — 10% —
View Angles(deg): 0 Height(m): 3.0 Distance(m): 10.0

Space ISO Illuminance Diagram

Lum. Name: 6W LED Downlight 3000K	Lum. Catalog:	Test ID: 01
Lamp Name:	Lamp Catalog: 灯具	Test Lab: 诺明实验室
Manufacture: 诺明光电	Test Machine:GON-2000	Test Date: 2017/02/16

Space ISO Illuminance Curve



Space Plane Maximum Illuminance and @Angle:286.15lx,0.0deg
 Plane Maximum Lighting Intensity and @Angle:286.153cd,0deg

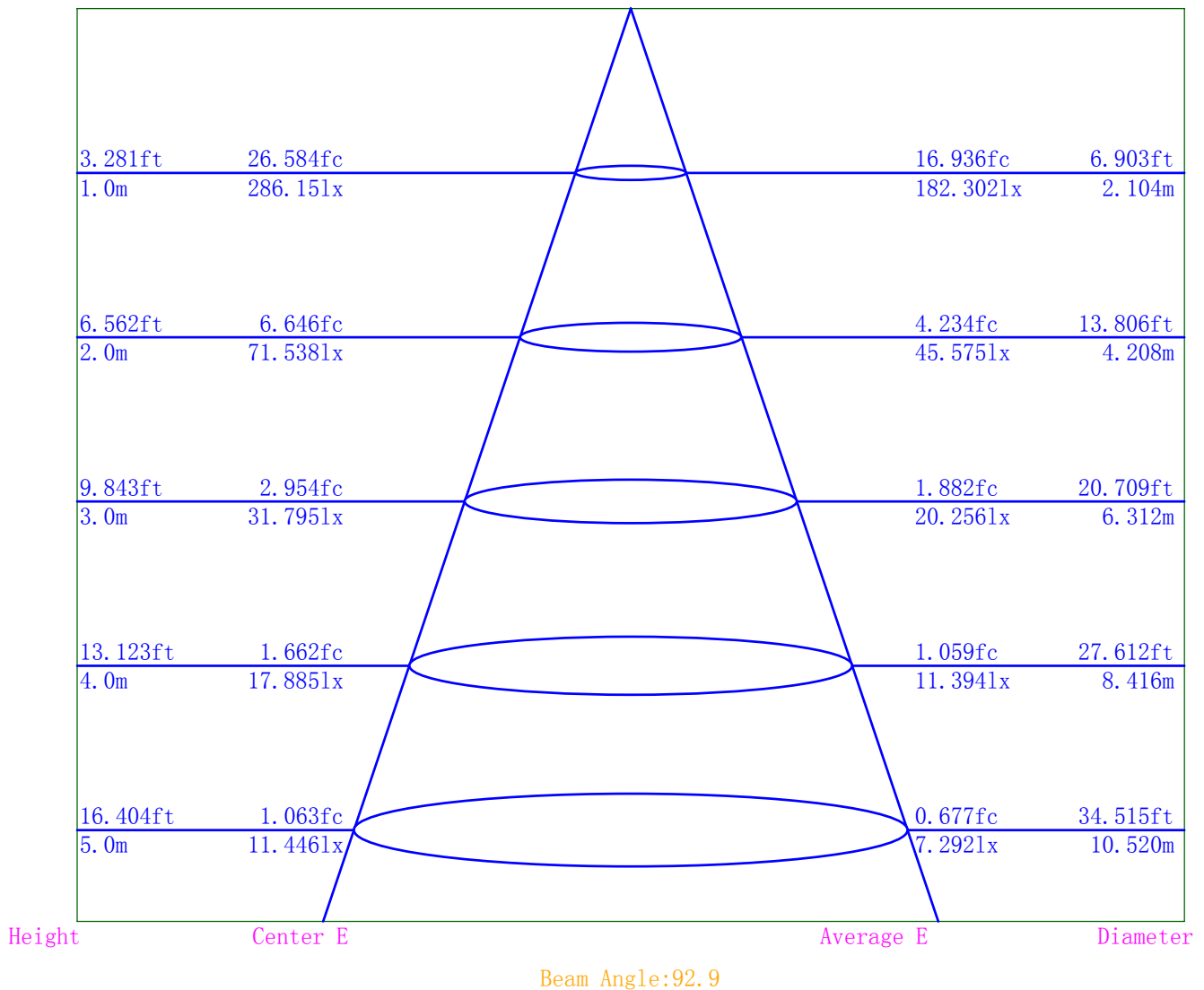
IES Indoor Report

Photometric Filename:6W LED Downlight 3000K.IES

Illuminance-Distance Diagram

Lum. Name: 6W LED Downlight 3000K	Lum. Catalog:	Test ID: 01
Lamp Name:	Lamp Catalog: 灯具	Test Lab: 诺明实验室
Manufacture: 诺明光电	Test Machine: GON-2000	Test Date: 2017/02/16

Illuminance-Distance Curve



IES Indoor Report
Photometric Filename:6W LED Downlight 3000K.IES

Indoor Luminance Limiting Curves

Lum. Name: 6W LED Downlight 3000K	Lum. Catalog:	Test ID: 01
Lamp Name:	Lamp Catalog: 灯具	Test Lab: 诺明实验室
Manufacture: 诺明光电	Test Machine:GON-2000	Test Date: 2017/02/16

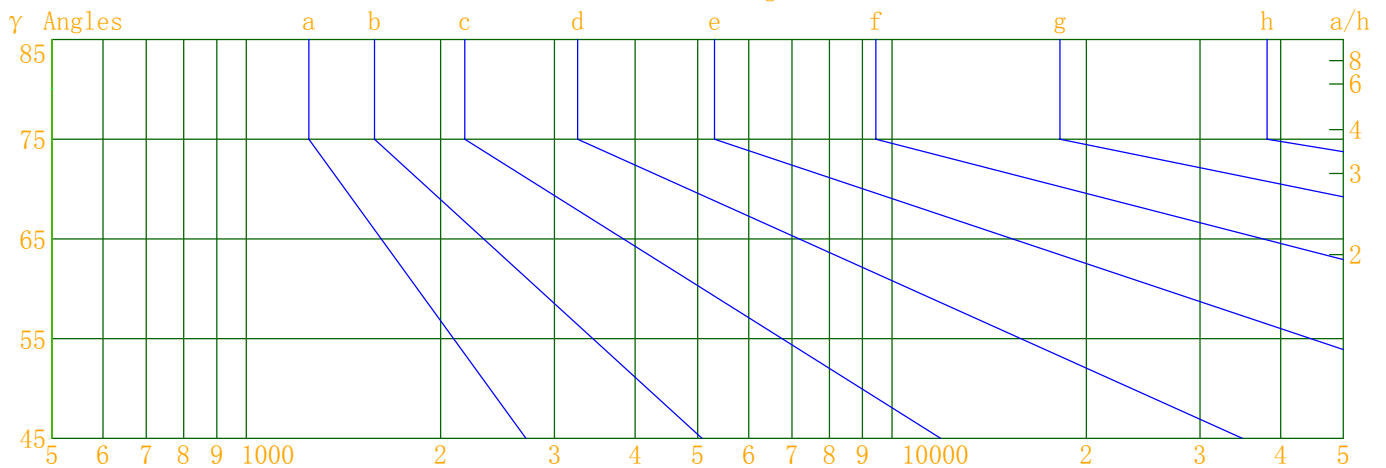
Glare Grade Table

GI	Quality	Using Illuminance							
		a	b	c	d	e	f	g	h
1.15	A	2000	1000	500	<=300				
1.5	B		2000	1000	500	<=300			
1.85	C			2000	1000	500	<=300		
2.2	D				2000	1000	500	<=300	
2.55	E	a				2000	1000	500	<=300
			b	c	d	e	f	g	h

Luminance Table

Gama (deg)	45	50	55	60	65	70	75	80	85
C0	0	0	0	0	0	0	0	0	0
C90	0	0	0	0	0	0	0	0	0

Luminance Limiting Curve



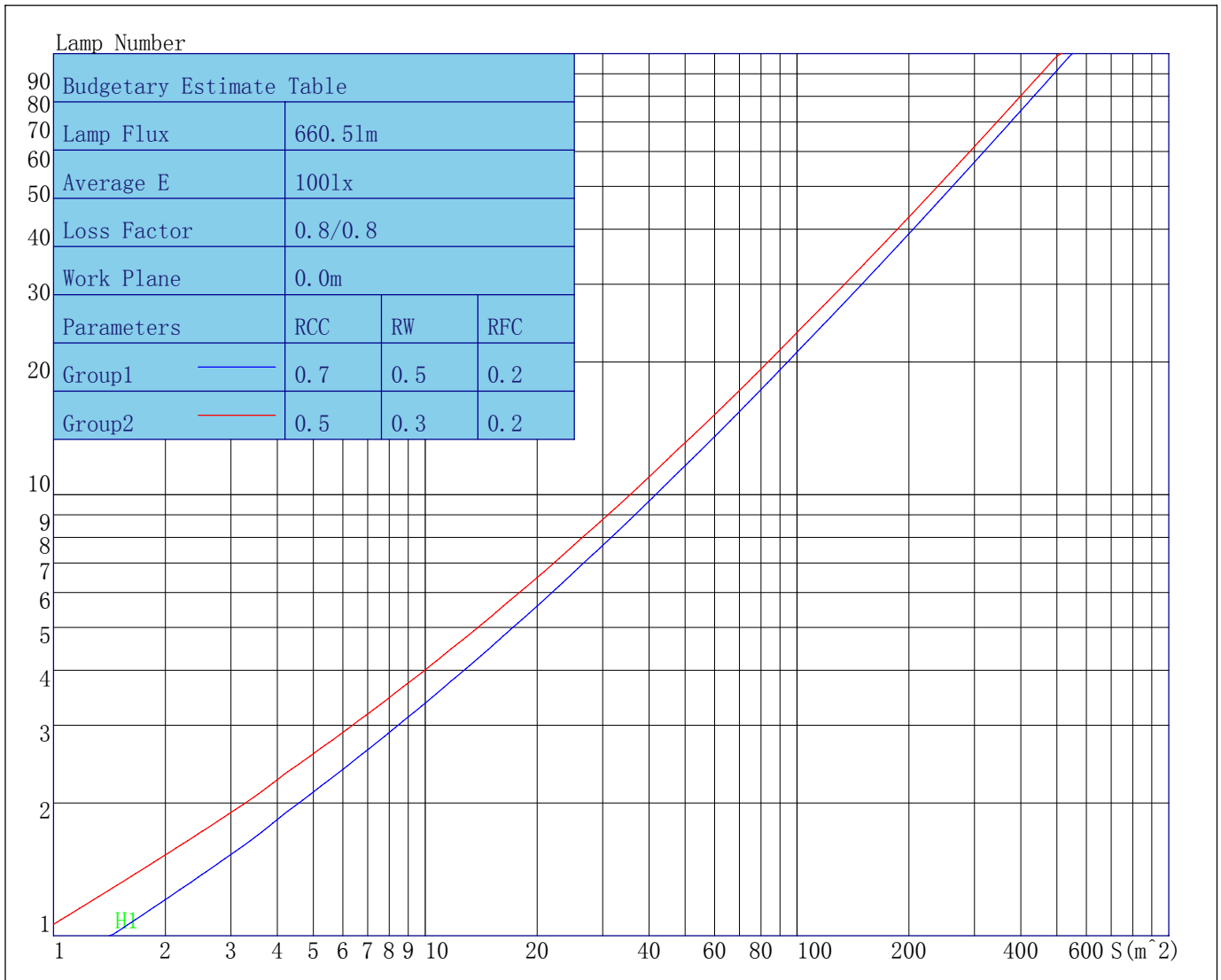
Luminous Size: Length(m)=0.000 Width(m)=0.000 Height(m)=0.000 Area(m²)=0.000000
 Luminous Type: Without Luminous Side
 Luminous Curves: C0-C180 Color: — C90-C270 Color: —

IES Indoor Report

Photometric Filename:6W LED Downlight 3000K.IES

Indoor Budgetary Estimate Table

Lum. Name: 6W LED Downlight 3000K	Lum. Catalog:	Test ID: 01
Lamp Name:	Lamp Catalog: 灯具	Test Lab: 诺明实验室
Manufacture: 诺明光电	Test Machine:GON-2000	Test Date: 2017/02/16



Parameters1: Rhocc = 0.7 Rhow = 0.5 Rhofc = 0.2 LLF = 0.8
 Parameters2: Rhocc = 0.5 Rhow = 0.3 Rhofc = 0.2 LLF = 0.8
 Average Illuminance(lx): 100 Cavity Height: H1(m) = 2

IES Indoor Report

Photometric Filename:6W LED Downlight 3000K.IES

Indoor Coefficient of Utilization Table

Lum. Name: 6W LED Downlight 3000K	Lum. Catalog:	Test ID: 01
Lamp Name:	Lamp Catalog: 灯具	Test Lab: 诺明实验室
Manufacture: 诺明光电	Test Machine:GON-2000	Test Date: 2017/02/16

Coefficients of Utilization - Zonal Cavity Method																		
Coef.	Effective Floor Cavity Reflectance RFC=0.20																	
RhoCC (%)	80				70				50			30			10			0
RhoW (%)	70	50	30	10	70	50	30	10	50	30	10	50	30	10	50	30	10	0
RCR	Coefficient of Utilization (%)																	
0	120	120	120	120	117	117	117	117	111	111	111	106	106	106	101	101	101	99
1	111	106	103	99	108	104	100	97	99	96	94	95	92	90	91	89	87	85
2	102	94	88	82	99	92	86	81	88	83	79	84	80	77	81	77	75	72
3	93	83	76	70	91	82	75	69	78	72	67	75	70	66	72	68	64	62
4	86	75	66	60	83	73	65	59	70	64	58	68	62	57	65	60	56	54
5	79	67	59	52	77	66	58	52	63	56	51	61	55	50	59	54	49	47
6	74	61	52	46	72	60	52	46	58	50	45	56	49	45	54	48	44	42
7	68	55	47	41	67	54	46	41	53	46	40	51	45	40	49	44	39	37
8	64	51	43	37	62	50	42	37	48	41	36	47	41	36	46	40	36	34
9	60	47	39	33	58	46	38	33	45	38	33	43	37	33	42	36	32	30
10	56	43	36	30	55	43	35	30	41	35	30	40	34	30	39	34	30	28

IES Indoor Report
Photometric Filename:6W LED Downlight 3000K.IES

Unified Glare Rating Table

Lum. Name: 6W LED Downlight 3000K	Lum. Catalog:	Test ID: 01
Lamp Name:	Lamp Catalog: 灯具	Test Lab: 诺明实验室
Manufacture: 诺明光电	Test Machine:GON-2000	Test Date: 2017/02/16

Unified Glare Rating Table

Ceiling RCC	0.70	0.70	0.50	0.50	0.30	0.70	0.70	0.50	0.50	0.30
Wall RW	0.50	0.30	0.50	0.30	0.30	0.50	0.30	0.50	0.30	0.30
Floor RFC	0.20	0.20	0.20	0.20	0.20	0.20	0.20	0.20	0.20	0.20
Room Size	Viewed crosswise					Viewed endwise				
X=2H Y=2H	-3.2	-1.7	-2.8	-1.3	-0.9	-3.2	-1.7	-2.8	-1.3	-0.9
Y=3H	-3.3	-2.0	-2.9	-1.6	-1.2	-3.3	-2.0	-2.9	-1.6	-1.2
Y=4H	-3.4	-2.1	-3.0	-1.7	-1.3	-3.4	-2.1	-3.0	-1.7	-1.3
Y=6H	-3.5	-2.3	-3.0	-1.9	-1.4	-3.5	-2.3	-3.0	-1.9	-1.4
Y=8H	-3.5	-2.4	-3.0	-2.0	-1.5	-3.5	-2.4	-3.0	-2.0	-1.5
Y=12H	-3.6	-2.5	-3.1	-2.0	-1.5	-3.6	-2.5	-3.1	-2.0	-1.5
X=4H Y=2H	-3.4	-2.1	-3.0	-1.7	-1.3	-3.4	-2.1	-3.0	-1.7	-1.3
Y=3H	-3.5	-2.5	-3.1	-2.0	-1.6	-3.5	-2.5	-3.1	-2.0	-1.6
Y=4H	-3.6	-2.7	-3.1	-2.2	-1.7	-3.6	-2.7	-3.1	-2.2	-1.7
Y=6H	-3.7	-2.9	-3.2	-2.4	-1.8	-3.7	-2.9	-3.2	-2.4	-1.8
Y=8H	-3.7	-3.0	-3.2	-2.5	-1.9	-3.7	-3.0	-3.2	-2.5	-1.9
Y=12H	-3.8	-3.1	-3.2	-2.5	-2.0	-3.8	-3.1	-3.2	-2.5	-2.0
X=8H Y=4H	-3.7	-3.0	-3.2	-2.5	-1.9	-3.7	-3.0	-3.2	-2.5	-1.9
Y=6H	-3.8	-3.2	-3.3	-2.6	-2.0	-3.8	-3.2	-3.3	-2.6	-2.0
Y=8H	-3.9	-3.3	-3.3	-2.7	-2.2	-3.9	-3.3	-3.3	-2.7	-2.2
Y=12H	-3.9	-3.4	-3.4	-2.8	-2.2	-3.9	-3.4	-3.4	-2.8	-2.2
X=12H Y=4H	-3.8	-3.1	-3.2	-2.5	-2.0	-3.8	-3.1	-3.2	-2.5	-2.0
Y=6H	-3.9	-3.3	-3.3	-2.8	-2.1	-3.9	-3.3	-3.3	-2.8	-2.1
Y=8H	-3.9	-3.4	-3.4	-2.8	-2.2	-3.9	-3.4	-3.4	-2.8	-2.2
Variations with the observer position at spacings										
S=1.0H	0.0/0.0					0.0/0.0				
S=1.5H	0.0/0.0					0.0/0.0				
S=2.0H	0.0/0.0					0.0/0.0				
Reduced UGR Table:										
Nordic Standard Table:	BKO					BKO				
Correction Value	0.0					0.0				

to the CIE Pub.117, data has been corrected, refers to the lamp's lumens 8.2flm.

IES Indoor Report

Photometric Filename:6W LED Downlight 3000K.IES

Candela Tabulation

V/H	C0.0	C90.0	C180.0	C270.0
γ 0.0	286.15	286.15	286.15	286.15
γ 5.0	285.90	283.23	284.11	285.20
γ 10.0	280.60	275.89	277.06	279.51
γ 15.0	272.13	265.79	267.18	271.43
γ 20.0	259.13	250.89	252.53	259.09
γ 25.0	243.44	233.63	235.34	243.36
γ 30.0	223.50	212.71	214.44	223.78
γ 35.0	202.15	190.70	192.25	202.38
γ 40.0	178.44	167.13	168.54	179.09
γ 45.0	155.23	143.68	144.93	155.80
γ 50.0	131.02	119.69	121.49	132.32
γ 55.0	108.01	97.05	98.89	109.54
γ 60.0	85.21	75.15	77.13	87.56
γ 65.0	64.09	54.76	57.12	67.00
γ 70.0	44.49	35.90	38.97	47.97
γ 75.0	27.78	20.30	23.73	31.12
γ 80.0	15.06	10.20	12.62	17.45
γ 85.0	8.48	5.40	6.84	9.66
γ 90.0	4.25	3.11	3.09	5.19
γ 95.0	3.76	2.83	2.88	3.81
γ 100.0	3.42	2.64	2.72	3.46
γ 105.0	3.17	2.51	2.64	3.27
γ 110.0	3.00	2.43	2.59	3.12
γ 115.0	2.92	2.43	2.58	3.04
γ 120.0	2.87	2.47	2.62	2.99
γ 125.0	2.88	2.54	2.68	2.99
γ 130.0	2.94	2.65	2.78	3.02
γ 135.0	3.03	2.76	2.88	3.08
γ 140.0	3.11	2.90	3.02	3.18
γ 145.0	3.25	3.04	3.14	3.26
γ 150.0	3.34	3.16	3.27	3.37
γ 155.0	3.49	3.31	3.42	3.49
γ 160.0	3.61	3.43	3.56	3.61
γ 165.0	3.72	3.56	3.68	3.71
γ 170.0	3.82	3.65	3.78	3.81
γ 175.0	3.87	3.73	3.84	3.87
γ 180.0	3.87	3.87	3.87	3.87